
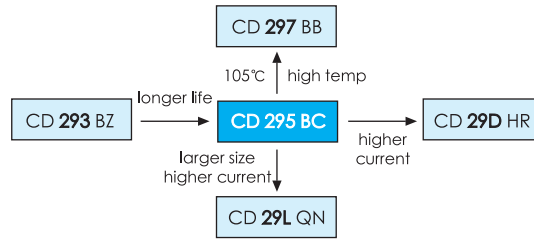


# CD 295 BC SERIES



5000h at 85°C

- Long Life at 85°C
- High Ripple Current
- Long Life General Industrial Electronics

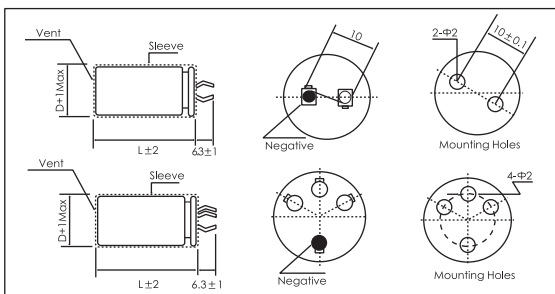


Items	Characteristics	
Operating Temperature Range (°C)	-40 ~ +85	-25 ~ +85
Voltage Range (V)	10 ~ 400	420 ~ 500
Capacitance Range (µF)	68 ~ 22000	
Capacitance Tolerance (20°C, 120Hz)	± 20%	
Leakage Current (µA)	After 5 minutes at 20°C application of rated voltage, leakage current is not more than 0.01CV or 1.5mA, whichever is smaller. C: Nominal Capacitance (µF) V: Rated Voltage (V)	
Dissipation Factor (20°C, 120Hz)	Rated Voltage (V)	10    16    25    35    50    63~100    160~500
	Tan δ (max)	0.80    0.60    0.50    0.40    0.30    0.20    0.15
Stability at Low Temperature (Impedance Ratio at 120Hz)	Rated Voltage (V)	10    16~35    50~100    160~200    250~400    420~500
	Z <sub>-25°C</sub> / Z <sub>+20°C</sub>	5    4    3    3    4
	Z <sub>-40°C</sub> / Z <sub>+20°C</sub>	18    15    10    6    8    -

	Useful Life		Load Life	Endurance Test	Shelf Life
Lifetime	6000h	>100000h	5000h	5000h	1000h
Leakage Current	Not more than specified value		Not more than specified value	Not more than specified value	Not more than specified value
Capacitance Change	Within ± 30% of initial value		Within ± 20% of initial value	Within ± 20% of initial value	Within ± 20% of initial value
Dissipation Factor	Not more than 300% of specified value		Not more than 200% of specified value	Not more than 130% of specified value	Not more than 200% of specified value
Condition: Applied Voltage Applied Current Applied Temperature	U <sub>R</sub> I <sub>R</sub> 85°C	U <sub>R</sub> 1.2 x I <sub>R</sub> 40°C	U <sub>R</sub> I <sub>R</sub> 85°C	U <sub>R</sub> I <sub>R</sub> = 0 85°C	U <sub>R</sub> = 0 I <sub>R</sub> = 0 85°C After test: U <sub>c</sub> to be applied for 30min >24h before measurement

## Dimensions

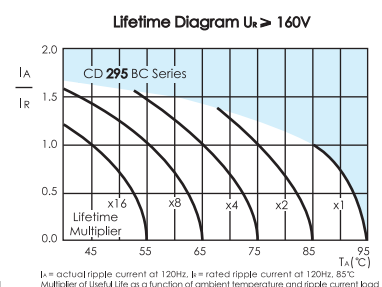
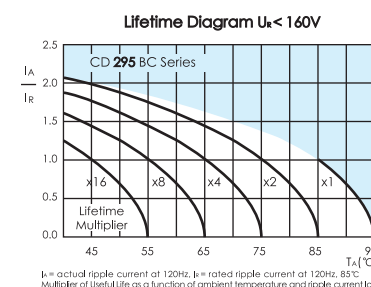
mm



## Frequency Coefficient

Voltage (V)	Frequency						
	50/60Hz	120Hz	300Hz	1kHz	10kHz	≥50kHz	
≤ 50	0.88	1.00	1.07	1.15	1.15	1.15	
63 ~ 100	0.80	1.00	1.17	1.32	1.45	1.50	
≥ 160	0.80	1.00	1.16	1.30	1.41	1.43	

## Lifetime Diagram



## Temperature Coefficient

Temperature(°C)	+40	+55	+70	+85
Rated Voltage(V) <160	2.1	1.8	1.5	1.0
Rated Voltage(V) ≥160	1.7	1.5	1.3	1.0

## Ratings for CD 295 BC Series

U <sub>r</sub> (Surge Voltage) Code	Rated Capacitance	Max ESR 20°C, 120Hz	Typ ESR 20°C, 120Hz	Rated Ripple Current 85°C, 120Hz	Size ΦD x L	P/N	
(V)	(μF)	(mΩ)	(mΩ)	(Arms)	(mm)	-	
10 (13) 1A	10000	106	74	2.5	22 x 25	ECS1ABC103M□□220025	
	12000	89	62	2.7	22 x 25	ECS1ABC123M□□220025	
	15000	71	50	3.2	22 x 30	ECS1ABC153M□□220030	
		71	50	3.1	25 x 25	ECS1ABC153M□□250025	
	18000	59	41	3.6	22 x 35	ECS1ABC183M□□220035	
		59	41	3.6	25 x 30	ECS1ABC183M□□250030	
	22000	48	34	4	22 x 40	ECS1ABC223M□□220040	
		48	34	4.1	25 x 35	ECS1ABC223M□□250035	
		48	34	4.1	30 x 25	ECS1ABC223M□□300025	
	16 (20) 1C	8200	97	68	2.2	22 x 25	ECS1CBC822M□□220025
10000		80	56	2.6	22 x 30	ECS1CBC103M□□220030	
		80	56	2.6	25 x 25	ECS1CBC103M□□250025	
12000		66	46	2.9	22 x 35	ECS1CBC123M□□220035	
		53	37	3.3	22 x 40	ECS1CBC153M□□220040	
15000		53	37	3.3	25 x 30	ECS1CBC153M□□250030	
		53	37	3.4	30 x 25	ECS1CBC153M□□300025	
18000		44	31	3.8	22 x 45	ECS1CBC183M□□220045	
		44	31	3.7	25 x 35	ECS1CBC183M□□250035	
22000		36	25	4.2	22 x 50	ECS1CBC223M□□220050	
		36	25	4.2	25 x 40	ECS1CBC223M□□250040	
		36	25	4.2	30 x 30	ECS1CBC223M□□300030	
		36	25	4.4	35 x 25	ECS1CBC223M□□350025	
25 (32) 1E		5600	119	83	2	22 x 25	ECS1EBC562M□□220025
		6800	98	68	2.3	22 x 30	ECS1EBC682M□□220030
			98	68	2.3	25 x 25	ECS1EBC682M□□250025
	8200	81	57	2.6	22 x 35	ECS1EBC822M□□220035	
		66	46	2.9	22 x 40	ECS1EBC103M□□220040	
	10000	66	46	2.8	25 x 30	ECS1EBC103M□□250030	
		66	46	3	30 x 25	ECS1EBC103M□□300025	
		55	39	3.3	22 x 45	ECS1EBC123M□□220045	
	12000	55	39	3.2	25 x 35	ECS1EBC123M□□250035	
		55	39	3.4	30 x 30	ECS1EBC123M□□300030	
		44	31	3.7	25 x 40	ECS1EBC153M□□250040	
	15000	44	31	3.9	35 x 25	ECS1EBC153M□□350025	
		37	26	4.3	25 x 50	ECS1EBC183M□□250050	
	18000	37	26	4.2	30 x 35	ECS1EBC183M□□300035	
		37	26	4.4	35 x 30	ECS1EBC183M□□350030	
		30	21	4.8	30 x 40	ECS1EBC223M□□300040	
	22000	30	21	5	35 x 35	ECS1EBC223M□□350035	
	35 (44) 1V	3300	161	113	1.8	22 x 25	ECS1VBC332M□□220025
3900		136	95	2.1	22 x 30	ECS1VBC392M□□220030	
4700		113	79	2.2	25 x 25	ECS1VBC472M□□250025	
5600		95	66	2.3	22 x 35	ECS1VBC562M□□220035	
		95	66	2.3	25 x 30	ECS1VBC562M□□250030	
6800		78	55	2.9	22 x 40	ECS1VBC682M□□220040	
		78	55	2.6	25 x 35	ECS1VBC682M□□250035	
8200		78	55	2.7	30 x 25	ECS1VBC682M□□300025	
		65	45	2.8	22 x 50	ECS1VBC822M□□220050	
		65	45	2.8	25 x 40	ECS1VBC822M□□250040	
		65	45	2.8	30 x 30	ECS1VBC822M□□300030	
10000		65	45	2.9	35 x 25	ECS1VBC822M□□350025	
		53	37	3.1	25 x 45	ECS1VBC103M□□250045	
12000		53	37	3.2	30 x 35	ECS1VBC103M□□300035	
		44	31	3.5	25 x 50	ECS1VBC123M□□250050	
15000		44	31	3.5	30 x 40	ECS1VBC123M□□300040	
		44	31	3.6	35 x 30	ECS1VBC123M□□350030	
18000		35	25	4.1	30 x 45	ECS1VBC153M□□300045	
		35	25	4.1	35 x 35	ECS1VBC153M□□350035	
22000		30	21	4.6	30 x 50	ECS1VBC183M□□300050	
	30	21	4.7	35 x 40	ECS1VBC183M□□350040		
50 (63) 1H	22000	24	17	5.3	35 x 45	ECS1VBC223M□□350045	
	2200	181	127	1.7	22 x 25	ECS1HBC222M□□220025	
	2700	147	103	1.9	22 x 30	ECS1HBC272M□□220030	
		147	103	1.9	25 x 25	ECS1HBC272M□□250025	
	3300	121	85	2.0	22 x 30	ECS1HBC332M□□220030	
		102	72	2.1	22 x 35	ECS1HBC392M□□220035	
	3900	102	72	2.1	25 x 30	ECS1HBC392M□□250030	
		102	72	2.4	30 x 25	ECS1HBC392M□□300025	
	4700	85	59	2.4	22 x 40	ECS1HBC472M□□220040	
		85	59	2.4	25 x 35	ECS1HBC472M□□250035	
	5600	71	50	2.5	22 x 50	ECS1HBC562M□□220050	
		71	50	2.5	25 x 40	ECS1HBC562M□□250040	
		71	50	2.5	30 x 30	ECS1HBC562M□□300030	
		71	50	2.6	35 x 25	ECS1HBC562M□□350025	
	6800	59	41	2.8	25 x 45	ECS1HBC682M□□250045	
		59	41	2.8	30 x 35	ECS1HBC682M□□300035	
	8200	49	34	3.2	25 x 50	ECS1HBC822M□□250050	
		49	34	3	30 x 40	ECS1HBC822M□□300040	
	10000	49	34	3	35 x 30	ECS1HBC822M□□350030	
		40	28	3.4	30 x 45	ECS1HBC103M□□300045	
12000	40	28	3.4	35 x 35	ECS1HBC103M□□350035		
	33	23	3.8	30 x 50	ECS1HBC123M□□300050		
15000	33	23	3.8	35 x 40	ECS1HBC123M□□350040		
15000	27	19	4.5	35 x 50	ECS1HBC153M□□350050		

U <sub>r</sub> (Surge Voltage) Code	Rated Capacitance	Max ESR 20°C, 120Hz	Typ ESR 20°C, 120Hz	Rated Ripple Current 85°C, 120Hz	Size ΦD x L	P/N
(V)	(μF)	(mΩ)	(mΩ)	(Arms)	(mm)	-
63 (79) 1J	1500	177	124	1.6	22 x 25	ECS1JBC152M□□220025
	1800	147	103	1.8	22 x 25	ECS1JBC182M□□220025
		121	84	2	22 x 30	ECS1JBC222M□□220030
	2200	121	84	2	25 x 25	ECS1JBC222M□□250025
		98	69	2.2	22 x 35	ECS1JBC272M□□220035
	2700	98	69	2.3	25 x 30	ECS1JBC272M□□250030
		80	56	2.3	22 x 40	ECS1JBC332M□□220040
		80	56	2.3	25 x 35	ECS1JBC332M□□250035
	3300	80	56	2.3	30 x 25	ECS1JBC332M□□300025
		68	48	2.5	22 x 45	ECS1JBC392M□□220045
		68	48	2.6	25 x 40	ECS1JBC392M□□250040
		68	48	2.6	30 x 30	ECS1JBC392M□□300030
	3900	68	48	2.7	35 x 25	ECS1JBC392M□□350025
		57	40	2.9	30 x 30	ECS1JBC472M□□300030
	4700	47	33	3.1	25 x 45	ECS1JBC562M□□250045
		47	33	3.2	30 x 35	ECS1JBC562M□□300035
5600	47	33	3.3	35 x 30	ECS1JBC562M□□350030	
	39	27	3.6	30 x 40	ECS1JBC682M□□300040	
6800	39	27	3.7	35 x 35	ECS1JBC682M□□350035	
	32	23	3.7	30 x 50	ECS1JBC822M□□300050	
8200	32	23	3.8	35 x 40	ECS1JBC822M□□350040	
	27	19	4.3	35 x 45	ECS1JBC103M□□350045	
10000	22	16	4.8	35 x 50	ECS1JBC123M□□350050	
80 (100) 1K	1000	265	186	1.3	22 x 25	ECS1KBC102M□□220025
	1200	221	155	1.5	22 x 30	ECS1KBC122M□□220030
	1500	177	124	1.7	25 x 25	ECS1KBC152M□□250025
	1800	147	103	1.9	22 x 35	ECS1KBC182M□□220035
		147	103	1.9	25 x 30	ECS1KBC182M□□250030
	2200	121	84	2.1	22 x 40	ECS1KBC222M□□220040
		121	84	2.2	25 x 35	ECS1KBC222M□□250035
		121	84	2.2	30 x 25	ECS1KBC222M□□300025
	2700	98	69	2.5	22 x 50	ECS1KBC272M□□220050
		98	69	2.5	25 x 40	ECS1KBC272M□□250040
	3300	98	69	2.5	30 x 30	ECS1KBC272M□□300030
		98	69	2.5	35 x 25	ECS1KBC272M□□350025
	3900	80	56	2.8	25 x 45	ECS1KBC332M□□250045
		80	56	2.8	30 x 35	ECS1KBC332M□□300035
	4700	68	48	3.1	25 x 50	ECS1KBC392M□□250050
		68	48	3.2	30 x 40	ECS1KBC392M□□300040
5600	68	48	3.2	35 x 30	ECS1KBC392M□□350030	
	57	40	3.6	30 x 45	ECS1KBC472M□□300045	
6800	57	40	3.6	35 x 35	ECS1KBC472M□□350035	
	47	33	3.8	30 x 50	ECS1KBC562M□□300050	
8200	47	33	3.8	35 x 40	ECS1KBC562M□□350040	
	39	27	4.1	35 x 50	ECS1KBC682M□□350050	
10000	390	273	1.1	22 x 25	ECS2ABC681M□□220025	
	820	324	227	1.2	22 x 30	ECS2ABC821M□□220030
12000	265	186	1.4	25 x 25	ECS2ABC102M□□250025	
	221	155	1.6	22 x 35	ECS2ABC122M□□220035	
15000	221	155	1.6	25 x 30	ECS2ABC122M□□250030	
	177	124	1.8	22 x 40	ECS2ABC152M□□220040	
18000	177	124	1.8	25 x 35	ECS2ABC152M□□250035	
	177	124	1.8	30 x 25	ECS2ABC152M□□300025	
22000	147	103	2.1	22 x 50	ECS2ABC182M□□220050	
	147	103	2	25 x 40	ECS2ABC182M□□250040	
2700	147	103	2.1	30 x 30	ECS2ABC182M□□300030	
	147	103	2.2	35 x 25	ECS2ABC182M□□350025	
3300	121	84	2.2	25 x 45	ECS2ABC222M□□250045	
	121	84	2.3	30 x 35	ECS2ABC222M□□300035	
3900	121	84	2.5	35 x 30	ECS2ABC222M□□350030	
	98	69	2.6	25 x 50	ECS2ABC272M□□250050	
4700	98	69	2.7	30 x 40	ECS2ABC272M□□300040	
	80	56	3	30 x 45	ECS2ABC332M□□300045	
5600	80	56	3.1	35 x 35	ECS2ABC332M□□350035	
	68	48	3.4	30 x 50	ECS2ABC392M□□300050	
6800	68	48	3.4	35 x 40	ECS2ABC392M□□350040	
	57	40	4	35 x 50	ECS2ABC472M□□350050	
8200	220	905	633	1.0	22 x 25	ECS2CBC221M□□220025
	270	737	516	1.1	22 x 25	ECS2CBC271M□□220025
9900	330	603	422	1.3	22 x 25	ECS2CBC331M□□220025
	390	510	357	1.5	22 x 30	ECS2CBC391M□□220030
11700	510	357	1.5	25 x 25	ECS2CBC391M□□250025	
	470	424	297	1.7	25 x 25	ECS2CBC471M□□250025
13500	355	249	1.9	22 x 35	ECS2CBC561M□□220035	
	355	249	1.9	25 x 30	ECS2CBC561M□□250030	
15300	355	249	2			

# CD 295 BC SERIES



## Ratings for CD 295 BC Series

U <sub>R</sub> (Surge Voltage) Code	Rated Capacitance	Max ESR 20°C, 120Hz	Typ ESR 20°C, 120Hz	Rated Ripple Current 85°C, 120Hz	Size ΦD x L	P/N	
(V)	(μF)	(mΩ)	(mΩ)	(Arms)	(mm)	-	
160 (200) 2C	1200	166	116	3.1	25 x 50	ECS2CBC122M□□250050	
		166	116	3.2	30 x 40	ECS2CBC122M□□300040	
		166	116	3	35 x 35	ECS2CBC122M□□350035	
	1500	133	93	3.7	30 x 45	ECS2CBC152M□□300045	
		133	93	3.5	35 x 40	ECS2CBC152M□□350040	
		1800	111	77	3.9	35 x 45	ECS2CBC182M□□350045
	2200	91	63	4.5	35 x 50	ECS2CBC222M□□350050	
		270	737	516	1.2	22 x 25	ECS2KBC271M□□220025
	180 (225) 2K	330	603	422	1.4	22 x 30	ECS2KBC331M□□220030
			390	510	357	1.5	25 x 25
470			424	296	1.7	22 x 35	ECS2KBC471M□□220035
		424	296	1.7	25 x 30	ECS2KBC471M□□250030	
		424	296	1.8	30 x 25	ECS2KBC471M□□300025	
560		355	249	1.9	22 x 40	ECS2KBC561M□□220040	
		355	249	2	25 x 35	ECS2KBC561M□□250035	
		293	205	2.3	22 x 50	ECS2KBC681M□□220050	
680		293	205	2.2	25 x 40	ECS2KBC681M□□250040	
		293	205	2.3	30 x 30	ECS2KBC681M□□300030	
	293	205	2.2	35 x 25	ECS2KBC681M□□350025		
820	243	170	2.5	25 x 45	ECS2KBC821M□□250045		
	243	170	2.6	30 x 35	ECS2KBC821M□□300035		
	243	170	2.5	35 x 30	ECS2KBC821M□□350030		
1000	199	139	2.9	25 x 50	ECS2KBC102M□□250050		
	199	139	2.9	30 x 40	ECS2KBC102M□□300040		
1200	166	116	3.3	30 x 45	ECS2KBC122M□□300045		
	166	116	3.1	35 x 35	ECS2KBC122M□□350035		
200 (250) 2D	1500	133	93	3.6	35 x 45	ECS2KBC152M□□350045	
		1800	111	77	4.1	35 x 50	ECS2KBC182M□□350050
		220	905	633	1.1	22 x 25	ECS2DBC221M□□220025
	270	737	516	1.2	22 x 25	ECS2DBC271M□□220025	
		603	422	1.4	22 x 30	ECS2DBC331M□□220030	
		603	422	1.4	25 x 25	ECS2DBC331M□□250025	
	390	510	357	1.6	22 x 35	ECS2DBC391M□□220035	
		510	357	1.6	25 x 30	ECS2DBC391M□□250030	
		470	424	296	1.8	22 x 40	ECS2DBC471M□□220040
	424		296	1.9	30 x 25	ECS2DBC471M□□300025	
355	249		2	22 x 45	ECS2DBC561M□□220045		
560	355	249	2	25 x 35	ECS2DBC561M□□250035		
	355	249	2.1	30 x 30	ECS2DBC561M□□300030		
	355	249	2	35 x 25	ECS2DBC561M□□350025		
680	293	205	2.3	25 x 40	ECS2DBC681M□□250040		
	293	205	2.4	30 x 35	ECS2DBC681M□□300035		
	243	170	2.6	25 x 50	ECS2DBC821M□□250050		
820	243	170	2.7	30 x 40	ECS2DBC821M□□300040		
	243	170	2.5	35 x 30	ECS2DBC821M□□350030		
	199	139	3.1	30 x 45	ECS2DBC102M□□300045		
1000	199	139	2.8	35 x 35	ECS2DBC102M□□350035		
	1200	166	116	3.4	30 x 50	ECS2DBC122M□□300050	
1500	166	116	3.2	35 x 40	ECS2DBC122M□□350040		
	133	93	3.8	35 x 50	ECS2DBC152M□□350050		
250 (300) 2E	180	1106	774	0.94	22 x 25	ECS2EBC181M□□220025	
		220	905	633	1.1	22 x 30	ECS2EBC221M□□220030
		905	633	1.1	25 x 25	ECS2EBC221M□□250025	
	270	737	516	1.2	22 x 35	ECS2EBC271M□□220035	
		603	422	1.4	22 x 40	ECS2EBC331M□□220040	
		603	422	1.4	25 x 30	ECS2EBC331M□□250030	
	330	603	422	1.5	30 x 25	ECS2EBC331M□□300025	
		510	357	1.6	22 x 45	ECS2EBC391M□□220045	
		510	357	1.6	25 x 35	ECS2EBC391M□□250035	
	390	424	296	1.8	22 x 50	ECS2EBC471M□□220050	
424		296	1.8	25 x 40	ECS2EBC471M□□250040		
424		296	1.8	30 x 30	ECS2EBC471M□□300030		
470	424	296	1.9	35 x 25	ECS2EBC471M□□350025		
	355	249	2	25 x 45	ECS2EBC561M□□250045		
	355	249	2	30 x 35	ECS2EBC561M□□300035		
680	293	205	2.3	30 x 40	ECS2EBC681M□□300040		
	293	205	2.4	35 x 30	ECS2EBC681M□□350030		
	243	170	2.6	30 x 45	ECS2EBC821M□□300045		
820	243	170	2.6	35 x 35	ECS2EBC821M□□350035		
	199	139	3	35 x 40	ECS2EBC102M□□350040		
	1200	166	116	3.4	35 x 45	ECS2EBC122M□□350045	
315 (365) 2F	100	1990	1393	0.67	22 x 25	ECS2FBC101M□□220025	
		120	1659	1161	0.75	22 x 30	ECS2FBC121M□□220030
		1327	929	0.85	22 x 30	ECS2FBC151M□□220030	
	150	1327	929	0.85	25 x 25	ECS2FBC151M□□250025	
		1106	774	0.96	22 x 35	ECS2FBC181M□□220035	
		1106	774	0.96	25 x 30	ECS2FBC181M□□250030	
	180	905	633	1.1	22 x 40	ECS2FBC221M□□220040	
		905	633	1.1	25 x 35	ECS2FBC221M□□250035	
		905	633	1.1	30 x 25	ECS2FBC221M□□300025	
	220	737	516	1.2	22 x 45	ECS2FBC271M□□220045	
737		516	1.3	25 x 40	ECS2FBC271M□□250040		
737		516	1.3	30 x 30	ECS2FBC271M□□300030		
270	737	516	1.3	35 x 25	ECS2FBC271M□□350025		

U <sub>R</sub> (Surge Voltage) Code	Rated Capacitance	Max ESR 20°C, 120Hz	Typ ESR 20°C, 120Hz	Rated Ripple Current 85°C, 120Hz	Size ΦD x L	P/N	
(V)	(μF)	(mΩ)	(mΩ)	(Arms)	(mm)	-	
315 (365) 2F	330	603	422	1.4	25 x 45	ECS2FBC331M□□250045	
		603	422	1.4	30 x 35	ECS2FBC331M□□300035	
		510	357	1.6	25 x 50	ECS2FBC391M□□250050	
	390	510	357	1.6	30 x 40	ECS2FBC391M□□300040	
		510	357	1.6	35 x 30	ECS2FBC391M□□350030	
		470	424	296	1.8	30 x 45	ECS2FBC471M□□300045
	470	424	296	1.8	35 x 35	ECS2FBC471M□□350035	
		355	249	2	30 x 50	ECS2FBC561M□□300050	
		355	249	2	35 x 40	ECS2FBC561M□□350040	
	560	293	205	2.3	35 x 45	ECS2FBC681M□□350045	
82		2427	1699	0.64	22 x 25	ECS2VBC820M□□220025	
350 (400) 2V	100	1990	1393	0.72	22 x 25	ECS2VBC101M□□220025	
		120	1659	1161	0.82	22 x 30	ECS2VBC121M□□220030
		120	1659	1161	0.81	25 x 25	ECS2VBC121M□□250025
	150	1327	929	0.94	22 x 35	ECS2VBC151M□□220035	
		1327	929	0.94	25 x 30	ECS2VBC151M□□250030	
		1106	774	1.1	22 x 40	ECS2VBC181M□□220040	
	180	1106	774	1.1	30 x 25	ECS2VBC181M□□300025	
		905	633	1.2	22 x 45	ECS2VBC221M□□220045	
		905	633	1.2	25 x 35	ECS2VBC221M□□250035	
	220	905	633	1.2	30 x 30	ECS2VBC221M□□300030	
905		633	1.3	35 x 25	ECS2VBC221M□□350025		
737		516	1.4	25 x 45	ECS2VBC271M□□250045		
270	737	516	1.4	30 x 35	ECS2VBC271M□□300035		
	603	422	1.6	25 x 50	ECS2VBC331M□□250050		
	603	422	1.6	35 x 30	ECS2VBC331M□□350030		
390	510	357	1.7	30 x 40	ECS2VBC391M□□300040		
	510	357	1.8	35 x 35	ECS2VBC391M□□350035		
	470	424	296	2	30 x 45	ECS2VBC471M□□300045	
560	355	249	2.3	35 x 45	ECS2VBC561M□□350045		
	680	293	205	2.6	35 x 50	ECS2VBC681M□□350050	
	68	2927	2049	0.55	22 x 25	ECS2GBC680M□□220025	
400 (450) 2G	82	2427	1699	0.6	22 x 25	ECS2GBC820M□□220025	
		100	1990	1393	0.7	22 x 30	ECS2GBC101M□□220030
		120	1659	1161	0.79	22 x 35	ECS2GBC121M□□220035
	150	1327	929	0.9	22 x 40	ECS2GBC151M□□220040	
		1327	929	0.89	25 x 30	ECS2GBC151M□□250030	
		1327	929	0.95	30 x 25	ECS2GBC151M□□300025	
	180	1106	774	1	22 x 45	ECS2GBC181M□□220045	
		1106	774	1	25 x 35	ECS2GBC181M□□250035	
		1106	774	1.1	30 x 30	ECS2GBC181M□□300030	
	220	1106	774	1.2	35 x 25	ECS2GBC181M□□350025	
905		633	1.1	22 x 50	ECS2GBC221M□□220050		
905		633	1.2	25 x 40	ECS2GBC221M□□250040		
270	905	633	1.2	30 x 35	ECS2GBC221M□□300035		
	737	516	1.3	25 x 45	ECS2GBC271M□□250045		
	737	516	1.4	30 x 40	ECS2GBC271M□□300040		
330	737	516	1.6	35 x 30	ECS2GBC271M□□350030		
	603	422	1.6	30 x 45	ECS2GBC331M□□300045		
	603	422	1.7	35 x 35	ECS2GBC331M□□350035		
390	510	357	1.8	30 x 50	ECS2GBC391M□□300050		
	510	357	1.8	35 x 40	ECS2GBC391M□□350040		
	470	424	296	2.1	35 x 45	ECS2GBC471M□□350045	
560	355	249	2.3	35 x 50	ECS2GBC561M□□350050		
	680	293	235	2.7	35 x 55	ECS2GBC681M□□350055	
	820	242	194	3.1	35 x 60	ECS2GBC821M□□350060	
420 (470) 2X	1000	242	194	3.1	40 x 50	ECS2GBC821M□□400050	
		199	139	3.8	35 x 70	ECS2GBC102M□□350070	
		68	2927	1522	0.56	22 x 25	ECS2XBC680M□□220025
	82	2427	1262	0.62	22 x 30	ECS2XBC820M□□220030	
		100	1990	1035	0.71	22 x 35	ECS2XBC101M□□220035
		120	1659	863	0.80	22 x 40	ECS2XBC121M□□220040
	150	1659	863	0.81	25 x 30	ECS2XBC121M□□250030	
		1327	690	0.92	22 x 45	ECS2XBC151M□□220045	
		1327	690	0.93	25 x 35	ECS2XBC151M□□250035	
	180	1106	575	1.1	25 x 40	ECS2XBC181M□□250040	
1106		575	1.1	30 x 30	ECS2XBC181M□□300030		
905		471	1.2	25 x 45	ECS2XBC221M□□250045		
220	905	471	1.3	30 x 35	ECS2XBC221M□□300035		
	737	383	1.3	25 x 50	ECS2XBC271M□□250050		
	737	383	1.4	30 x 40	ECS2XBC271M□□300040		
330	603	314	1.6	30 x 45	ECS2XBC331M□□300045		
	603	314	1.6	35 x 35	ECS2XBC331M□□35003		

## Ratings for CD 295 BC Series

$U_R$ (Surge Voltage) Code	Rated Capacitance	Max ESR 20°C, 120Hz	Typ ESR 20°C, 120Hz	Rated Ripple Current 85°C, 120Hz	Size $\Phi D \times L$	P/N
(V)	( $\mu F$ )	(m $\Omega$ )	(m $\Omega$ )	(Arms)	(mm)	-
450 (500) 2W	68	2927	2049	0.57	22×30	ECS2WBC680M□□220030
	82	2427	1699	0.64	22×35	ECS2WBC820M□□220035
	100	1990	1393	0.72	22×35	ECS2WBC101M□□220035
				0.73	25×30	ECS2WBC101M□□250030
	120	1659	1161	0.8	22×40	ECS2WBC121M□□220040
				0.83	25×35	ECS2WBC121M□□250035
	150	1327	929	0.95	22×50	ECS2WBC151M□□220050
				0.95	25×40	ECS2WBC151M□□250040
				0.98	30×30	ECS2WBC151M□□300030
	180	1106	774	1.1	25×45	ECS2WBC181M□□250045
				1.1	30×35	ECS2WBC181M□□300035
				1.2	35×25	ECS2WBC181M□□350025
	220	905	633	1.2	25×50	ECS2WBC221M□□250050
				1.3	30×40	ECS2WBC221M□□300040
				1.3	35×30	ECS2WBC221M□□350030
	270	737	516	1.4	30×45	ECS2WBC271M□□300045
				1.5	35×35	ECS2WBC271M□□350035
	330	603	423	1.7	30×50	ECS2WBC331M□□300050
	390	510	357	1.9	35×45	ECS2WBC391M□□350045
	470	424	296	2.2	35×50	ECS2WBC471M□□350050
560	356	285	2.4	35×55	ECS2WBC561M□□350055	
680	293	235	2.8	35×60	ECS2WBC681M□□350060	
			2.8	40×50	ECS2WBC681M□□400050	
820	242	194	3.2	35×65	ECS2WBC821M□□350065	
			3.3	40×60	ECS2WBC821M□□400060	
1000	199	139	3.9	35×75	ECS2WBC102M□□350075	
500 (550) 2H	100	1990	1592	0.90	25×30	ECS2HBC101M□□250030
				0.88	30×25	ECS2HBC101M□□300025
	120	1658	1327	1.0	25×35	ECS2HBC121M□□250035
				1.0	30×30	ECS2HBC121M□□300030
				0.95	35×25	ECS2HBC121M□□350025
	150	1327	1062	1.2	25×40	ECS2HBC151M□□250040
				1.2	30×35	ECS2HBC151M□□300035
	180	1106	885	1.4	30×40	ECS2HBC181M□□300040
				1.3	35×30	ECS2HBC181M□□350030
	220	905	724	1.6	30×45	ECS2HBC221M□□300045
				1.5	35×35	ECS2HBC221M□□350035
	270	737	590	1.8	30×50	ECS2HBC271M□□300050
				1.7	35×40	ECS2HBC271M□□350040
	330	603	483	2.0	30×50	ECS2HBC331M□□300050
				1.9	35×45	ECS2HBC331M□□350045
	390	511	409	2.3	35×50	ECS2HBC391M□□350050
	470	424	339	2.5	35×60	ECS2HBC471M□□350060
	560	356	285	2.8	35×65	ECS2HBC561M□□350065
	680	293	235	3.2	35×70	ECS2HBC681M□□350070

Customer products are available on request.