
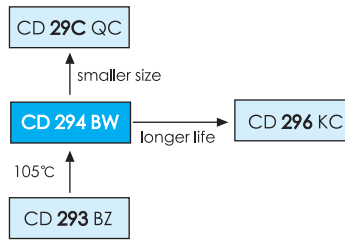


CD 294 BW SERIES



2000h at 105°C

- Standard 105°C
- General Industry

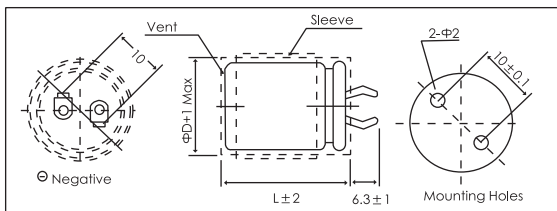


Items	Characteristics		
Operating Temperature Range (°C)	-40 ~ +105	-25 ~ +105	
Voltage Range (V)	16 ~ 100	160 ~ 550	
Capacitance Range (µF)	39 ~ 47000		
Capacitance Tolerance (20°C, 120Hz)	± 20%		
Leakage Current (µA)	After 5 minutes at 20°C application of rated voltage, leakage current is not more than 0.01CV or 1.5mA, whichever is smaller. C: Nominal Capacitance (µF) V: Rated Voltage (V)		
Dissipation Factor (20°C, 120Hz)	Rated Voltage (V)	16 25 35 50 63~100 160~400 420~550	
	Tan δ (max)	0.50 0.40 0.35 0.30 0.20 0.15 0.20	
Stability at Low Temperature (Impedance Ratio at 120Hz)	Rated Voltage (V)	16~100 160~200 250~550	
	$Z_{-25°C} / Z_{+20°C}$	4	
	$Z_{-40°C} / Z_{+20°C}$	15	-

	Useful Life		Load Life	Endurance Test	Shelf Life
Lifetime	4000h	>180000h	2000h	3000h	1000h
Leakage Current	Not more than specified value		Not more than specified value	Not more than specified value	Not more than specified value
Capacitance Change	Within ± 30% of initial value		Within ± 20% of initial value	Within ± 20% of initial value	Within ± 20% of initial value
Dissipation Factor	Not more than 300% of specified value		Not more than 200% of specified value	Not more than 200% of specified value	Not more than 200% of specified value
Condition: Applied Voltage Applied Current Applied Temperature	U_R I_R 105°C	U_R $1.4 \times I_R$ 40°C	U_R I_R 105°C	U_R $I_R = 0$ 105°C	$U_R = 0$ $I_R = 0$ 105°C After test: U_R to be applied for 30min >24h before measurement

Dimensions

mm



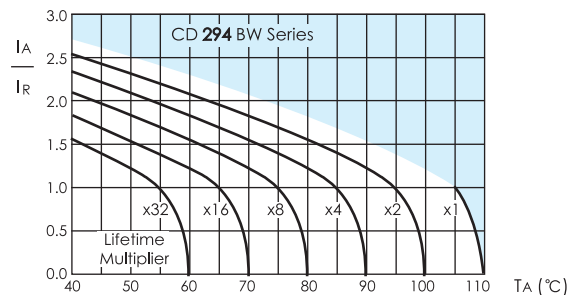
Temperature Coefficient

Temperature(°C)	+40	+55	+70	+85	+105
Coefficient	2.7	2.5	2.1	1.7	1.00

Frequency Coefficient

Frequency	50/60Hz	120Hz	300Hz	1kHz	10kHz	>50kHz
Voltage (V)						
≤ 100	0.95	1.00	1.07	1.13	1.19	1.20
160 ~ 250	0.87	1.00	1.17	1.32	1.45	1.50
≥ 315	0.80	1.00	1.16	1.30	1.41	1.43

Lifetime Diagram



I_A = actual ripple current at 120Hz, I_R = rated ripple current at 120Hz, 105°C
Multiplier of Useful Life as a function of ambient temperature and ripple current load

Ratings for CD 294 BW Series

U _r (Surge Voltage) Code	Rated Capacitance	Max ESR 20°C, 120Hz	Typ ESR 20°C, 120Hz	Rated Ripple Current 105°C, 120Hz	Size ΦD x L	P/N
(V)	(μF)	(mΩ)	(mΩ)	(Arms)	(mm)	-
16 (20) 1C	6800	98	68	1.6	22 x 25	ECS1CBW682M□□220025
		66	46	1.99	22 x 30	ECS1CBW103M□□220030
	10000	66	46	1.99	25 x 25	ECS1CBW103M□□250025
		55	39	2.28	22 x 35	ECS1CBW123M□□220035
	12000	55	39	2.3	25 x 30	ECS1CBW123M□□250030
		55	39	2.38	30 x 25	ECS1CBW123M□□300025
	15000	44	31	2.64	22 x 40	ECS1CBW153M□□220040
		44	31	2.68	25 x 35	ECS1CBW153M□□250035
	18000	37	26	2.98	22 x 45	ECS1CBW183M□□220045
		37	26	3.04	25 x 40	ECS1CBW183M□□250040
	22000	37	26	3	30 x 30	ECS1CBW183M□□300030
		37	26	3.1	35 x 25	ECS1CBW183M□□350025
	27000	30	21	3.4	25 x 45	ECS1CBW223M□□250045
		30	21	3.39	30 x 35	ECS1CBW223M□□300035
	33000	25	17	3.81	25 x 50	ECS1CBW273M□□250050
		25	17	3.83	30 x 40	ECS1CBW273M□□300040
	39000	25	17	3.74	35 x 30	ECS1CBW273M□□350030
		20	14	4.3	30 x 45	ECS1CBW333M□□300045
	47000	20	14	4.24	35 x 35	ECS1CBW333M□□350035
		17	12	4.74	30 x 50	ECS1CBW393M□□300050
25 (32) 1E	4700	113	79	1.55	22 x 25	ECS1EBW472M□□220025
		78	55	1.91	22 x 30	ECS1EBW682M□□220030
	6800	78	55	1.91	25 x 25	ECS1EBW682M□□250025
		65	45	2.14	22 x 35	ECS1EBW822M□□220035
	8200	65	45	2.16	25 x 30	ECS1EBW822M□□250030
		65	45	2.25	30 x 25	ECS1EBW822M□□300025
	10000	53	37	2.4	22 x 40	ECS1EBW103M□□220040
		53	37	2.44	25 x 35	ECS1EBW103M□□250035
	12000	44	31	2.69	22 x 45	ECS1EBW123M□□220045
		44	31	2.74	25 x 40	ECS1EBW123M□□250040
	15000	44	31	2.7	30 x 30	ECS1EBW123M□□300030
		44	31	2.8	35 x 25	ECS1EBW123M□□350025
	18000	35	25	3.15	25 x 45	ECS1EBW153M□□250045
		35	25	3.13	30 x 35	ECS1EBW153M□□300035
	22000	35	25	3.22	35 x 30	ECS1EBW153M□□350030
		30	21	3.54	25 x 50	ECS1EBW183M□□250050
	27000	30	21	3.54	30 x 40	ECS1EBW183M□□300040
		24	17	4.24	30 x 45	ECS1EBW223M□□300045
	33000	24	17	3.96	35 x 35	ECS1EBW223M□□350035
		20	14	4.75	35 x 45	ECS1EBW273M□□350045
35 (44) 1V	33000	16	11	5.39	35 x 50	ECS1EBW333M□□350050
		3300	141	99	1.43	22 x 25
	3900	119	83	1.65	22 x 30	ECS1VBW392M□□220030
		4700	99	69	1.78	25 x 25
	5600	83	58	2.02	22 x 35	ECS1VBW562M□□220035
		83	58	2.04	25 x 30	ECS1VBW562M□□250030
	6800	83	58	2.12	30 x 25	ECS1VBW562M□□300025
		68	48	2.28	22 x 40	ECS1VBW682M□□220040
	8200	68	48	2.31	25 x 35	ECS1VBW682M□□250035
		57	40	2.67	22 x 50	ECS1VBW822M□□220050
	10000	57	40	2.6	25 x 40	ECS1VBW822M□□250040
		57	40	2.56	30 x 30	ECS1VBW822M□□300030
	12000	57	40	2.78	35 x 25	ECS1VBW822M□□350025
		46	33	2.92	25 x 45	ECS1VBW103M□□250045
	15000	46	33	2.92	30 x 35	ECS1VBW103M□□300035
		39	27	3.26	25 x 50	ECS1VBW123M□□250050
	18000	39	27	3.28	30 x 40	ECS1VBW123M□□300040
		39	27	3.2	35 x 30	ECS1VBW123M□□350030
	22000	31	22	3.74	30 x 45	ECS1VBW153M□□300045
		31	22	3.69	35 x 35	ECS1VBW153M□□350035
27000	26	18	4.16	35 x 40	ECS1VBW183M□□350040	
	21	15	4.92	35 x 50	ECS1VBW223M□□350050	
50 (63) 1H	1800	221	155	1.31	22 x 25	ECS1HBW182M□□220025
		2200	181	127	1.45	22 x 30
	2700	147	103	1.7	22 x 30	ECS1HBW272M□□220030
		147	103	1.7	25 x 25	ECS1HBW272M□□250025
	3300	121	84	1.98	22 x 35	ECS1HBW332M□□220035
		121	84	2	25 x 30	ECS1HBW332M□□250030
	3900	102	72	2.25	22 x 40	ECS1HBW392M□□220040
		102	72	2.28	25 x 35	ECS1HBW392M□□250035
	4700	102	72	2.22	30 x 25	ECS1HBW392M□□300025
		85	59	2.56	22 x 45	ECS1HBW472M□□220045
	5600	85	59	2.58	30 x 30	ECS1HBW472M□□300030
		85	59	2.67	35 x 25	ECS1HBW472M□□350025
	6800	71	50	2.89	22 x 50	ECS1HBW562M□□220050
		71	50	2.81	25 x 40	ECS1HBW562M□□250040
	8200	71	50	2.95	30 x 35	ECS1HBW562M□□300035
		59	41	3.37	25 x 50	ECS1HBW682M□□250050
	9600	59	41	3.39	30 x 40	ECS1HBW682M□□300040
		59	41	3.31	35 x 30	ECS1HBW682M□□350030

U _r (Surge Voltage) Code	Rated Capacitance	Max ESR 20°C, 120Hz	Typ ESR 20°C, 120Hz	Rated Ripple Current 105°C, 120Hz	Size ΦD x L	P/N
(V)	(μF)	(mΩ)	(mΩ)	(Arms)	(mm)	-
50 (63) 1H	8200	49	34	3.71	30 x 45	ECS1HBW822M□□300045
		49	34	3.66	35 x 35	ECS1HBW822M□□350035
	10000	40	28	4.09	30 x 50	ECS1HBW103M□□300050
		40	28	4.07	35 x 40	ECS1HBW103M□□350040
63 (79) 1J	12000	33	23	4.5	35 x 45	ECS1HBW123M□□350045
		1200	221	155	1.25	22 x 25
	1800	147	103	1.52	22 x 30	ECS1JBW182M□□220030
		147	103	1.52	25 x 25	ECS1JBW182M□□250025
	2200	121	84	1.73	22 x 35	ECS1JBW222M□□220035
		121	84	1.75	25 x 30	ECS1JBW222M□□250030
	2700	98	69	1.97	22 x 40	ECS1JBW272M□□220040
		98	69	1.99	25 x 35	ECS1JBW272M□□250035
	3300	98	69	1.93	30 x 25	ECS1JBW272M□□300025
		80	56	2.32	22 x 50	ECS1JBW332M□□220050
	3900	80	56	2.27	25 x 40	ECS1JBW332M□□250040
		80	56	2.24	30 x 30	ECS1JBW332M□□300030
	4700	80	56	2.41	35 x 25	ECS1JBW332M□□350025
		68	48	2.54	25 x 45	ECS1JBW392M□□250045
	5600	68	48	2.55	30 x 35	ECS1JBW392M□□300035
		57	40	2.88	25 x 50	ECS1JBW472M□□250050
	6800	57	40	2.9	30 x 40	ECS1JBW472M□□300040
		57	40	2.83	35 x 30	ECS1JBW472M□□350030
	8200	47	33	3.28	30 x 45	ECS1JBW562M□□300045
		47	33	3.24	35 x 35	ECS1JBW562M□□350035
10000	39	27	3.73	30 x 50	ECS1JBW682M□□300050	
	39	27	3.71	35 x 40	ECS1JBW682M□□350040	
12000	32	23	4.16	35 x 45	ECS1JBW822M□□350045	
	27	19	4.69	35 x 50	ECS1JBW103M□□350050	
1500	820	324	227	1.11	22 x 25	ECS1KBW821M□□220025
	1000	266	186	1.25	22 x 25	ECS1KBW102M□□220025
1800	1200	221	155	1.39	22 x 30	ECS1KBW122M□□220030
	1200	221	155	1.39	25 x 25	ECS1KBW122M□□250025
2200	177	124	1.61	22 x 35	ECS1KBW122M□□300030	
	177	124	1.62	25 x 30	ECS1KBW152M□□250030	
2700	177	124	1.62	30 x 30	ECS1KBW152M□□300030	
	147	103	1.83	22 x 40	ECS1KBW182M□□220040	
3300	147	103	1.81	30 x 25	ECS1KBW182M□□300025	
	121	84	2.09	22 x 45	ECS1KBW222M□□220045	
3900	121	84	2.01	25 x 35	ECS1KBW222M□□250035	
	121	84	2.1	30 x 30	ECS1KBW222M□□300030	
4700	121	84	2.17	35 x 25	ECS1KBW222M□□350025	
	98	69	2.43	25 x 45	ECS1KBW272M□□250045	
5600	98	69	2.43	30 x 35	ECS1KBW272M□□300035	
	80	56	2.76	25 x 50	ECS1KBW332M□□250050	
6800	80	56	2.78	30 x 40	ECS1KBW332M□□300040	
	80	56	2.71	35 x 30	ECS1KBW332M□□350030	
8200	68	48	3.12	30 x 45	ECS1KBW392M□□300045	
	68	48	3.07	35 x 35	ECS1KBW392M□□350035	
1000	57	40	3.56	30 x 50	ECS1KBW472M□□300050	
	57	40	3.5	35 x 40	ECS1KBW472M□□350040	
1200	5600	47	33	3.87	35 x 45	ECS1KBW562M□□350045
	6800	39	27	4.19	35 x 50	ECS1KBW682M□□350050
1500	560	474	332	1.07	22 x 25	ECS2ABW561M□□220025
	820	324	227	1.35	22 x 30	ECS2ABW821M□□220030
1800	324	227	1.35	25 x 25	ECS2ABW821M□□250025	
	265	186	1.54	22 x 35	ECS2ABW102M□□220035	
2200	265	186	1.56	25 x 30	ECS2ABW102M□□250030	
	221	155	1.74	22 x 40	ECS2ABW122M□□220040	
2700	221	155	1.76	25 x 35	ECS2ABW122M□□250035	
	221	155	1.71	30 x 25	ECS2ABW122M□□300025	
3300	177	124	1.99	22 x 45	ECS2ABW152M□□220045	
	177	124	2.03	25 x 40	ECS2ABW152M□□250040	
3900	177	124	2	30 x 30	ECS2ABW152M□□300030	
	177	124	2.07	35 x 25	ECS2ABW152M□□350025	
4700	147	103	2.28	25 x 45	ECS2ABW182M□□250045	
	147	103	2.27	30 x 35	ECS2ABW182M□□300035	
5600	121	84	2.57	25 x 50	ECS2ABW222M□□250050	
	121	84	2.59	30 x 40	ECS2ABW222M□□300040	
6800	121	84	2.52	35 x 30	ECS2ABW222M□□350030	
	98	69	2.94	30 x 45	ECS2ABW272M□□300045	
8200	98	69	2.9	35 x 35	ECS2ABW272M□□350035	
	80	56	3.32	30 x 50	ECS2ABW332M□□300050	
9600	80	56	3.31	35 x 40	ECS2ABW332M□□350040	
	3900	68	48	3.69	35 x 45	ECS2ABW392M□□350045
11000	4700	57	40	4.14	35 x 50	ECS2ABW472M□□350050
	330	603	422	1.16	22 x 25	ECS2CBW331M□□220025

CD 294 BW SERIES



Ratings for CD 294 BW Series

U _R (Surge Voltage) Code	Rated Capacitance	Max ESR 20°C, 120Hz	Typ ESR 20°C, 120Hz	Rated Ripple Current 105°C, 120Hz	Size ΦD x L	P/N		
(V)	(μF)	(mΩ)	(mΩ)	(Arms)	(mm)	-		
160 (200) 2C	680	293	205	1.7	22 x 45	ECS2CBW681M□□220045		
		293	205	1.81	25 x 35	ECS2CBW681M□□250035		
		293	205	1.82	30 x 25	ECS2CBW681M□□300025		
	820	243	170	1.81	22 x 50	ECS2CBW821M□□220050		
		243	170	1.98	25 x 40	ECS2CBW821M□□250040		
		243	170	1.98	30 x 30	ECS2CBW821M□□300030		
	1000	243	170	1.93	35 x 25	ECS2CBW821M□□350025		
		199	139	2.04	25 x 45	ECS2CBW102M□□250045		
		199	139	2.14	30 x 35	ECS2CBW102M□□300035		
	1200	166	116	2.12	25 x 50	ECS2CBW122M□□250050		
		166	116	2.22	30 x 40	ECS2CBW122M□□300040		
		166	116	2.4	35 x 30	ECS2CBW122M□□350030		
	1500	133	93	2.46	30 x 45	ECS2CBW152M□□300045		
		133	93	2.53	35 x 35	ECS2CBW152M□□350035		
		1800	111	77	2.98	35 x 45	ECS2CBW182M□□350045	
	180 (225) 2K	270	737	516	1.08	22 x 25	ECS2KBW271M□□220025	
			330	603	422	1.3	22 x 30	ECS2KBW331M□□220030
			390	510	357	1.35	25 x 25	ECS2KBW391M□□250025
470		424	296	1.5	22 x 35	ECS2KBW471M□□220035		
		424	296	1.62	25 x 30	ECS2KBW471M□□250030		
		355	249	1.62	22 x 40	ECS2KBW561M□□220040		
560		355	249	1.69	25 x 35	ECS2KBW561M□□250035		
		355	249	1.67	30 x 25	ECS2KBW561M□□300025		
		293	205	1.76	22 x 50	ECS2KBW681M□□220050		
680		293	205	1.72	25 x 40	ECS2KBW681M□□250040		
		293	205	1.74	30 x 30	ECS2KBW681M□□300030		
		293	205	1.92	35 x 25	ECS2KBW681M□□350025		
820		243	170	1.78	25 x 45	ECS2KBW821M□□250045		
		243	170	1.85	30 x 35	ECS2KBW821M□□300035		
		199	139	1.91	25 x 50	ECS2KBW102M□□250050		
1000		199	139	2.01	30 x 40	ECS2KBW102M□□300040		
		199	139	2.16	35 x 30	ECS2KBW102M□□350030		
		166	116	2.19	30 x 45	ECS2KBW122M□□300045		
1200	166	116	2.34	35 x 35	ECS2KBW122M□□350035			
	133	93	2.36	30 x 50	ECS2KBW152M□□300050			
	133	93	2.56	35 x 40	ECS2KBW152M□□350040			
200 (250) 2D	1800	111	77	2.67	35 x 45	ECS2KBW182M□□350045		
		2200	91	63	3.27	35 x 50	ECS2KBW222M□□350050	
		2700	74	52	3.92	35 x 60	ECS2KBW272M□□350060	
	220	905	633	1.08	22 x 25	ECS2DBW221M□□220025		
		270	737	516	1.20	22 x 30	ECS2DBW271M□□220030	
		330	603	422	1.3	22 x 30	ECS2DBW331M□□220030	
	330	603	422	1.35	25 x 25	ECS2DBW331M□□250025		
		390	510	357	1.41	22 x 35	ECS2DBW391M□□220035	
		424	296	1.5	22 x 40	ECS2DBW471M□□220040		
	470	424	296	1.47	25 x 30	ECS2DBW471M□□250030		
		424	296	1.56	30 x 25	ECS2DBW471M□□300025		
		355	249	1.58	22 x 45	ECS2DBW561M□□220045		
	560	355	249	1.65	25 x 35	ECS2DBW561M□□250035		
		293	205	1.68	22 x 50	ECS2DBW681M□□220050		
		293	205	1.8	25 x 40	ECS2DBW681M□□250040		
	680	293	205	1.82	30 x 30	ECS2DBW681M□□300030		
		293	205	1.96	35 x 25	ECS2DBW681M□□350025		
		243	170	1.87	25 x 50	ECS2DBW821M□□250050		
820	243	170	1.99	30 x 35	ECS2DBW821M□□300035			
	243	170	2.07	35 x 30	ECS2DBW821M□□350030			
	199	139	2.17	30 x 45	ECS2DBW102M□□300045			
1000	199	139	2.22	35 x 35	ECS2DBW102M□□350035			
	166	116	2.22	30 x 50	ECS2DBW122M□□300050			
	166	116	2.42	35 x 40	ECS2DBW122M□□350040			
1500	133	93	2.59	35 x 45	ECS2DBW152M□□350045			
	1800	111	77	2.7	35 x 50	ECS2DBW182M□□350050		
	2200	91	63	3.23	35 x 60	ECS2DBW222M□□350060		
250 (300) 2E	180	1106	774	0.94	22 x 25	ECS2EBW181M□□220025		
		220	905	633	1.1	22 x 30	ECS2EBW221M□□220030	
		270	905	633	1.15	25 x 25	ECS2EBW221M□□250025	
	270	737	516	1.13	22 x 35	ECS2EBW271M□□220035		
		603	422	1.2	22 x 40	ECS2EBW331M□□220040		
		603	422	1.3	25 x 30	ECS2EBW331M□□250030		
	330	603	422	1.35	30 x 25	ECS2EBW331M□□300025		
		510	357	1.26	22 x 45	ECS2EBW391M□□220045		
		510	357	1.41	25 x 35	ECS2EBW391M□□250035		
	390	424	296	1.37	22 x 50	ECS2EBW471M□□220050		
		424	296	1.52	25 x 40	ECS2EBW471M□□250040		
		424	296	1.36	30 x 30	ECS2EBW471M□□300030		
	470	424	296	1.4	35 x 25	ECS2EBW471M□□350025		
		355	249	1.59	25 x 45	ECS2EBW561M□□250045		
		355	249	1.57	30 x 35	ECS2EBW561M□□300035		
	560	355	249	1.56	35 x 30	ECS2EBW561M□□350030		
		293	205	1.66	25 x 50	ECS2EBW681M□□250050		
		293	205	1.76	30 x 40	ECS2EBW681M□□300040		

U _R (Surge Voltage) Code	Rated Capacitance	Max ESR 20°C, 120Hz	Typ ESR 20°C, 120Hz	Rated Ripple Current 105°C, 120Hz	Size ΦD x L	P/N		
(V)	(μF)	(mΩ)	(mΩ)	(Arms)	(mm)	-		
250 (300) 2E	820	243	170	1.83	30 x 45	ECS2EBW821M□□300045		
		243	170	1.82	35 x 35	ECS2EBW821M□□350035		
		199	139	1.87	30 x 50	ECS2EBW102M□□300050		
	1000	199	139	1.99	35 x 40	ECS2EBW102M□□350040		
		1200	166	116	2.1	35 x 45	ECS2EBW122M□□350045	
		1500	133	93	2.7	35 x 50	ECS2EBW152M□□350050	
	315 (365) 2F	1800	111	77	2.92	35 x 60	ECS2EBW182M□□350060	
			100	1990	1095	0.61	22 x 25	ECS2FBW101M□□220025
			120	1659	912	0.68	22 x 30	ECS2FBW121M□□220030
		150	1327	730	0.76	22 x 35	ECS2FBW151M□□220035	
			1327	730	0.78	25 x 25	ECS2FBW151M□□250025	
			1106	608	0.78	22 x 40	ECS2FBW181M□□220040	
		180	1106	608	0.85	25 x 30	ECS2FBW181M□□250030	
			905	498	0.91	22 x 45	ECS2FBW221M□□220045	
			905	498	0.94	25 x 35	ECS2FBW221M□□250035	
		220	905	498	0.95	30 x 30	ECS2FBW221M□□300030	
			737	406	0.98	22 x 50	ECS2FBW271M□□220050	
			737	406	1.00	25 x 40	ECS2FBW271M□□250040	
270		737	406	0.98	30 x 35	ECS2FBW271M□□300035		
		603	332	1.13	25 x 45	ECS2FBW331M□□250045		
		603	332	1.13	30 x 40	ECS2FBW331M□□300040		
330		510	281	1.20	30 x 45	ECS2FBW391M□□300045		
		510	281	1.20	35 x 30	ECS2FBW391M□□350030		
		470	424	233	1.28	35 x 35	ECS2FBW471M□□350035	
390	560	355	1.46	35 x 40	ECS2FBW561M□□350040			
	680	293	1.61	35 x 45	ECS2FBW681M□□350045			
	820	242	133	2.1	35 x 50	ECS2FBW821M□□350050		
350 (400) 2V	1000	199	109	2.42	35 x 55	ECS2FBW102M□□350055		
		68	2927	1610	0.56	22 x 25	ECS2VBW680M□□220025	
		82	2427	1262	0.56	22 x 25	ECS2VBW820M□□220025	
	100	1990	1095	0.7	22 x 30	ECS2VBW101M□□220030		
		1990	1095	0.7	25 x 25	ECS2VBW101M□□250025		
		120	1659	912	0.73	22 x 35	ECS2VBW121M□□220035	
	150	1327	730	0.79	22 x 40	ECS2VBW151M□□220040		
		1327	730	0.82	25 x 30	ECS2VBW151M□□250030		
		1327	730	0.82	30 x 25	ECS2VBW151M□□300025		
	180	1106	608	0.81	22 x 45	ECS2VBW181M□□220045		
		1106	608	0.89	25 x 35	ECS2VBW181M□□250035		
		1106	608	0.9	30 x 30	ECS2VBW181M□□300030		
	220	905	498	0.93	22 x 50	ECS2VBW221M□□220050		
		905	498	0.97	25 x 40	ECS2VBW221M□□250040		
		905	498	0.98	35 x 25	ECS2VBW221M□□350025		
	270	737	406	1.01	25 x 50	ECS2VBW271M□□250050		
		737	406	1.05	30 x 35	ECS2VBW271M□□300035		
		737	406	1.01	35 x 30	ECS2VBW271M□□350030		
330	603	332	1.16	30 x 45	ECS2VBW331M□□300045			
	603	332	1.16	35 x 35	ECS2VBW331M□□350035			
	510	281	1.26	30 x 50	ECS2VBW391M□□300050			
390	510	281	1.26	35 x 40	ECS2VBW391M□□350040			
	470	424	233	1.35	35 x 45	ECS2VBW471M□□350045		
	560	355	1.96	35 x 50	ECS2VBW561M□□350050			
400 (450) 2G	680	293	205	1.92	35 x 55	ECS2VBW681M□□350055		
		820	242	133	2.25	35 x 60	ECS2VBW821M□□350060	
		1000	199	139	2.5	35 x 60	ECS2VBW102M□□350060	
	68	2927	1522	0.47	22 x 25	ECS2GBW680M□□220025		
		2427	1262	0.56	22 x 25	ECS2GBW820M□□220025		
		100	1990	1035	0.60	22 x 30	ECS2GBW101M□□220030	
	120	1659	863	0.64	22 x 35	ECS2GBW121M□□220035		
		1659	863	0.7	25 x 25	ECS2GBW121M□□250025		
		1327	690	0.7	22 x 40	ECS2GBW151M□□220040		
	150	1327	690	0.73	25 x 30	ECS2GBW151M□□250030		
		1106	575	0.78	22 x 45	ECS2GBW181M□□220045		
		1106	575	0.82	25 x 35	ECS2GBW181M□□250035		
	180	905	471	0.87	25 x 40	ECS2GBW221M□□250040		
		905	471	0.96	30 x 30	ECS2GBW221M□□300030		
		737	383	0.94	25 x 45	ECS2GBW271M□□250045		
	270	737	383	0.95	30 x 35	ECS2GBW271M□□300035		
		603	314	1.11	30 x 40	ECS2GBW331M□□300040		
		603	314	1.13	35 x 30	ECS2GBW331M□□350030		
390	510	265	1.15	30 x 45	ECS2GBW391M□□300045			
	510	265	1.26	35 x 35	ECS2GBW391M□□350035			
	470	424	220	1.31	35 x 40	ECS2GBW471M□□350040		
470	560	355	1.85	35 x 45	ECS2GBW561M□□350045			
	680	293	1.53	35 x 50	ECS2GBW681M□□350050			
	820	242	126</					

Ratings for CD 294 BW Series

U _r (Surge Voltage) Code	Rated Capacitance	Max ESR 20°C, 120Hz	Typ ESR 20°C, 120Hz	Rated Ripple Current 105°C, 120Hz	Size ΦD x L	P/N
(V)	(μF)	(mΩ)	(mΩ)	(Arms)	(mm)	-
450 (500) 2W	56	4739	2370	0.47	22 x 25	ECS2WBW560M□□220025
	68	3903	1951	0.56	22 x 30	ECS2WBW680M□□220030
		3903	1951	0.56	25 x 25	ECS2WBW680M□□250025
	82	3237	1618	0.65	22 x 35	ECS2WBW821M□□220035
	100	2654	1327	0.7	22 x 40	ECS2WBW101M□□220040
		2654	1327	0.7	25 x 30	ECS2WBW101M□□250030
	120	2212	1106	0.73	22 x 45	ECS2WBW121M□□220045
		2212	1106	0.73	25 x 35	ECS2WBW121M□□250035
	150	1769	885	0.78	22 x 50	ECS2WBW151M□□220050
		1769	885	0.82	25 x 40	ECS2WBW151M□□250040
		1769	885	0.83	30 x 30	ECS2WBW151M□□300030
	180	1474	737	0.87	25 x 45	ECS2WBW181M□□250045
		1474	737	0.86	30 x 35	ECS2WBW181M□□300035
	220	1206	603	0.94	25 x 50	ECS2WBW221M□□250050
		1206	603	0.95	30 x 40	ECS2WBW221M□□300040
		1206	603	0.91	35 x 30	ECS2WBW221M□□350030
	270	983	492	1.11	30 x 45	ECS2WBW271M□□300045
		983	492	1.13	35 x 35	ECS2WBW271M□□350035
	330	804	402	1.15	30 x 50	ECS2WBW331M□□300050
		804	402	1.26	35 x 40	ECS2WBW331M□□350040
	390	681	340	1.31	35 x 45	ECS2WBW391M□□350045
	470	565	282	1.5	35 x 50	ECS2WBW471M□□350050
	560	473	237	1.7	35 x 55	ECS2WBW561M□□350055
680	391	196	2	35 x 60	ECS2WBW681M□□350060	
	391	196	2	40 x 50	ECS2WBW681M□□400050	
820	324	162	2.2	35 x 65	ECS2WBW821M□□350065	
	324	162	2.3	40 x 60	ECS2WBW821M□□400060	
1000	265	139	2.6	35 x 70	ECS2WBW102M□□350070	
500 (550) 2H	39	6805	3403	0.35	22 x 25	ECS2HBW390M□□220025
	47	5647	2823	0.41	22 x 30	ECS2HBW470M□□220030
	56	4739	2370	0.47	22 x 35	ECS2HBW560M□□220035
	68	3903	1951	0.54	22 x 40	ECS2HBW680M□□220040
	82	3237	1618	0.62	25 x 30	ECS2HBW820M□□250030
	100	2654	1327	0.67	25 x 35	ECS2HBW101M□□250035
		2212	1106	0.77	25 x 40	ECS2HBW121M□□250040
	120	2212	1106	0.72	30 x 30	ECS2HBW121M□□300030
		1769	885	0.85	30 x 40	ECS2HBW151M□□300040
	180	1474	737	1.01	30 x 45	ECS2HBW181M□□300045
	220	1206	603	1.12	35 x 35	ECS2HBW221M□□350035
	270	983	492	1.29	35 x 40	ECS2HBW271M□□350040
	330	804	402	1.4	35 x 45	ECS2HBW331M□□350045
	390	681	340	1.6	35 x 50	ECS2HBW391M□□350050
	470	565	282	1.8	35 x 60	ECS2HBW471M□□350060
560	473	237	1.9	35 x 65	ECS2HBW561M□□350065	
680	391	196	2.2	35 x 70	ECS2HBW681M□□350070	
550 (600) 2Y	180	1474	737	1.06	30 x 50	ECS2YBW181M□□300050
		1474	737	1.06	35 x 35	ECS2YBW181M□□350035
	220	1206	603	1.18	30 x 55	ECS2YBW221M□□300055
		1206	603	1.18	35 x 40	ECS2YBW221M□□350040
	270	983	492	1.31	35 x 45	ECS2YBW271M□□350045
	330	804	402	1.5	35 x 50	ECS2YBW331M□□350050
	390	681	340	1.67	35 x 60	ECS2YBW391M□□350060
	470	565	282	1.95	35 x 70	ECS2YBW471M□□350070
	560	473	237	2.1	35 x 80	ECS2YBW561M□□350080
473		237	2.1	40 x 70	ECS2YBW561M□□400070	

SNAP-IN/LUG

Customer products are available on request.